

REPORT: RELIGION IN CANADA

Dr. Sarah Wilkins-Laflamme, Centre d'études ethniques des universités montréalaises (CEETUM)

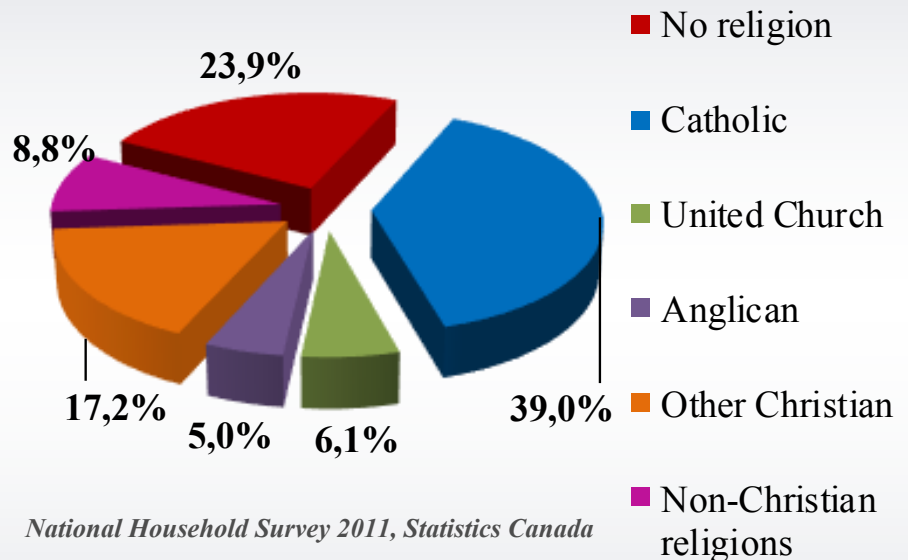
December 2014

This report contains a summary in numbers of Canada's main religiosity indicators, including religious affiliation, religious service attendance, belief in God and individual prayer/meditation.

Religious Affiliation in Canada

A majority of Canadians (76.1%) identify with a religion, first and foremost with Christianity which encompasses 67.3% of the population. Among the Christian Churches, Catholicism holds the largest share at 39.0%.

Among non Christian religions, Muslims form the largest group, representing 3.2% of the Canadian population. In turn, Jews represent 1.0% of the population, Hindus 1.5%, Sikhs 1.4%, and Buddhists 1.1%.



Religious “nones”, i.e. those who declare having no religion when asked, make up just under a quarter of Canadians. Some among this group may still hold beliefs and practice a form of personal spirituality, but they do not affiliate themselves with any religious group. Although these religious “nones” still form a minority at 23.8%, their share of the population has grown from 4.4% in the 1971 Census, and from 13% in the 1991 Census.

Main Canada Numbers

- 76.1% are religiously affiliated
- 67.3% are Christian
- 82.3% believe in God
- 17.9% attend religious services weekly
- 40.4% pray/meditate on their own weekly

Religious Affiliation by Canadian Region (%)

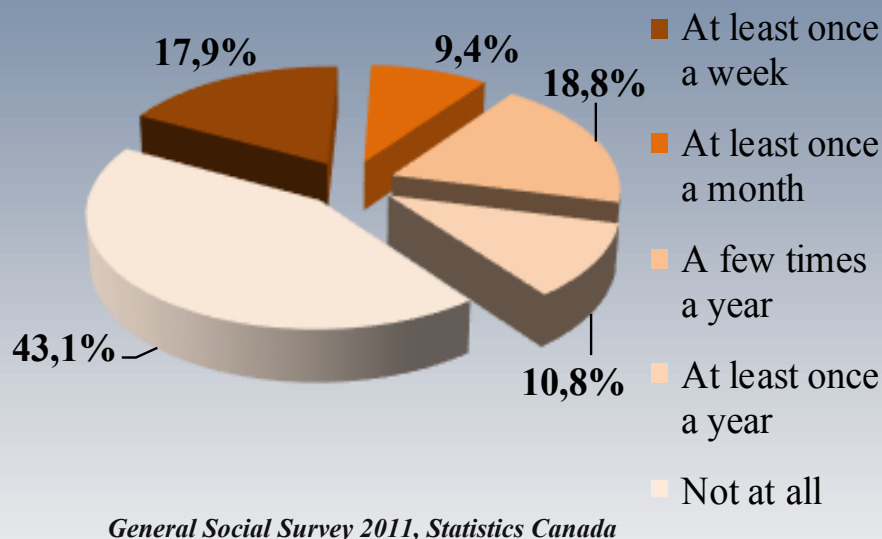
	Atlantic	Quebec	Ontario	Prairies	British Columbia	Territories
No religion	15.8	12.1	23.1	29.3	44.1	31.4
Catholic	39.6	74.7	31.4	25.6	15.0	27.9
United Church	11.5	0.4	7.5	9.3	5.1	2.6
Anglican	12.4	1.0	6.1	4.6	5.0	21.6
Baptist	7.0	0.5	1.9	1.8	2.1	1.3
Other Christian	12.4	5.6	17.6	22.8	17.4	12.5
Muslim	0.6	3.2	4.6	2.4	1.8	0.4
Jewish	0.1	1.1	1.6	0.4	0.5	0.1
Hindu	0.2	0.4	2.9	0.8	1.1	0.3
Sikh	0.0	0.1	1.4	1.1	4.7	0.1
Buddhist	0.2	0.7	1.3	1.0	2.1	0.5
Other non-Christian	0.3	0.2	0.6	1.0	1.1	1.6
Total	100	100	100	100	100	100

National Household Survey 2011, Statistics Canada

Religious Affiliation by Region

There is substantial regional variation when it comes to religious affiliation in Canada. Religious non-affiliation ranges from encompassing 12.1% of the population in Quebec to 44.1% in British Columbia. Many believe that this high rate of religious “nones” in British Columbia is due especially to its important Asian ethnic populations. However, this is not the case. Only 39.5% of individuals with an Asian ethnic background declared having no religion in 2011 in British Columbia, compared with 46.4% among the rest of the population.

Quebec remains the only Catholic-majority region (74.7%) in the country. The United and Baptist Churches have their highest shares of the population in Atlantic Canada (11.5% and 7% respectively), whereas the Anglican Church has its largest share in the Northern Territories (21.6%). Other Christian groups are proportionally most popular in the Prairies, representing 22.8% of the population there. The largest proportions of Muslims, Jews and Hindus are found in Ontario (4.6%, 1.6% and 2.9% respectively). Sikhs and Buddhists have their largest shares of the population in British Columbia (4.7% and 2.1% respectively). Finally, 1.6% of the population in the Northern Territories declare belonging to other non-Christian religions, especially to aboriginal spiritualities.



Religious Service Attendance in Canada

17.9% of Canadians declare they attend religious services at least once a week. Among Christians, this rate rises to 22.5% (excluding special events such as baptisms, marriages and funerals). 44.2% of Christians declare attending less than once a week, but at least once a year (especially at Christmas and Easter). Yet, just under half of the general Canadian population (43.1%) does not attend religious services at all.

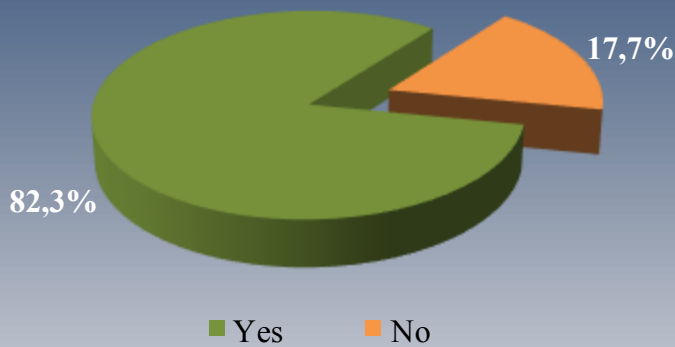
Religious Service Attendance by Region

Rates of weekly religious service attendance are lowest in Quebec and British Columbia (respectively 11.1% and 15.8% of their populations declare attending weekly). By contrast, these same rates are higher in Ontario (21.1%), Atlantic Canada (20.8%) and the Prairies (20.4%). In turn, the share of the population that never attends religious services is highest in British Columbia (55.5%), and lowest in Atlantic Canada (35.7%).

Among Christians, weekly rates of attendance reach their highest in the Prairie provinces at 27.6%. The highest rates of irregular attendance, i.e. those who attend less than once a week but at least once a year, can be found in the Atlantic provinces (48.0%). Moreover, Quebec contains the highest rate of Christians who never attend religious services (41.5%).

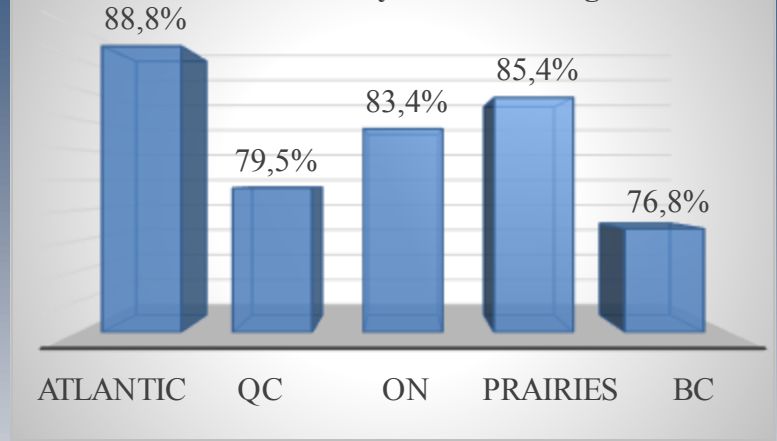
Frequency of Religious Service Attendance by Canadian Region (%), among the General Population					
	Atlantic Canada	Quebec	Ontario	Prairies	British Columbia
At least once a week	20.8	11.1	21.1	20.4	15.8
At least once a month	10.7	6.1	10.8	11.1	8.1
A few times a year	22.0	19.8	20.5	17.4	12.4
At least once a year	10.8	15.8	9.3	9.3	8.2
Not at all	35.7	47.2	38.3	41.7	55.5
Total	100	100	100	100	100

Belief in God in Canada



CROP 3SC 2006 - Religious Beliefs

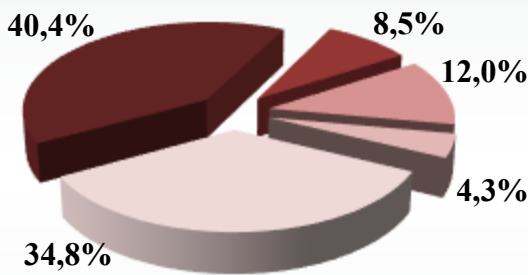
Belief in God by Canadian Region



Belief in God in Canada

A vast majority of Canadians believe in God, this category representing 82.3% of the general population. This proportion does not vary much between regions, ranging from 76.8% of the population believing in God in British Columbia to 88.8% in Atlantic Canada.

- At least once a week
- At least once a month
- A few times a year
- At least once a year
- Not at all



General Social Survey 2011, Statistics Canada

Individual Prayer/Meditation in Canada

Canadians appear to be very polarized regarding the frequency with which they pray, meditate or practice other forms of religiosity on their own. 40.4% say they do so at least once a week, and 34.8% say they never do so. These proportions do not vary a great deal between regions. Quebec has the lowest share of its population praying/meditating weekly (33.4%), and Ontario has the highest (44%). British Columbia has the highest share of its population never praying/meditating on their own (42.3%), and Ontario has the lowest (31.3%).

Frequency of Prayer/Meditation by Canadian Region (%), among the General Population

	Atlantic Canada	Quebec	Ontario	Prairies	British Columbia
At least once a week	41.1	33.4	44.0	43.7	38.0
At least once a month	9.4	8.2	8.8	9.0	7.3
A few times a year	13.6	13.8	11.8	11.5	8.9
At least once a year	4.4	5.4	4.2	3.7	3.5
Not at all	31.5	39.2	31.3	32.1	42.3
Total	100	100	100	100	100%

Author of Report

Dr. Sarah Wilkins-Laflamme is a postdoctoral fellow at the Montreal Universities' Centre for Ethnic Studies / Centre d'études ethniques des universités montréalaises (CEETUM) at the University of Montreal and at the Department of Sociology at the Université du Québec à Montréal. She completed her DPhil (PhD equivalent) in sociology at Nuffield College, University of Oxford. Her research interests include sociology of religion, quantitative methods, ethnic, linguistic and cultural minorities as well as religious voting.



Data Sources

The findings in this report were generated by Dr. Sarah Wilkins-Laflamme using data from the 2011 National Household Survey (Statistics Canada), the 2011 General Social Survey (Statistics Canada), the 2006 CROP 3SC survey on religious beliefs (CROP) and the 1971 and 1991 Censuses (Statistics Canada).

Funding

This work was supported by the Social Sciences and Humanities Research Council of Canada (SSHRC) as well as by the Montreal Universities' Centre for Ethnic Studies / Centre d'études ethniques des universités montréalaises (CEETUM).

Citing this report

Please mention the author's name and data sources of the report when quoting text or figures.

Contact info.

Please contact us for further information:

Dr. Sarah Wilkins-Laflamme

Phone: (613) 297-9686

E-mail:
wilkins-laflamme.sarah
@courrier.uqam.ca

Website:
<https://sites.google.com/site/sarahwilkinslaflamme/>

Website (CEETUM):
<http://www.ceetum.umontreal.ca>